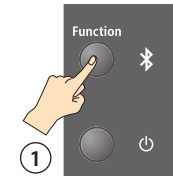


# RP102 Function List



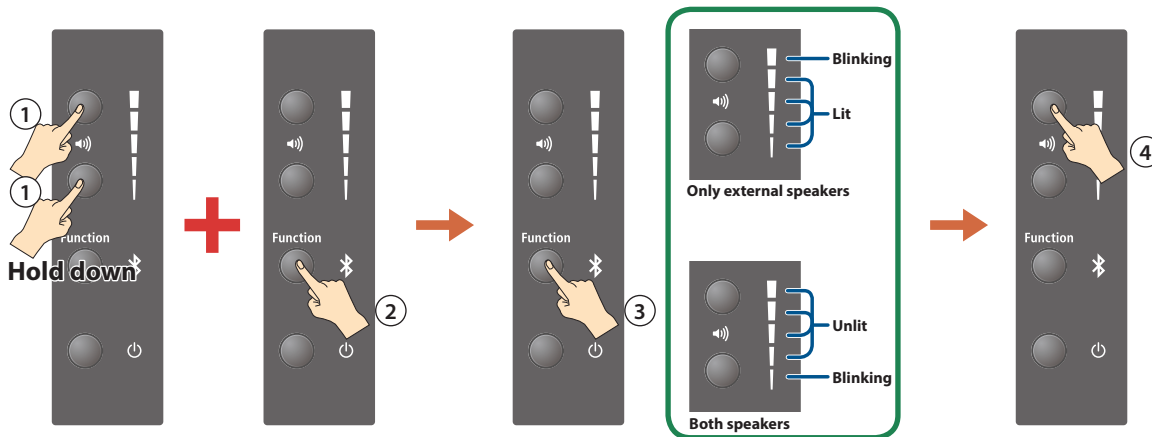
① Hold down +

● Default value

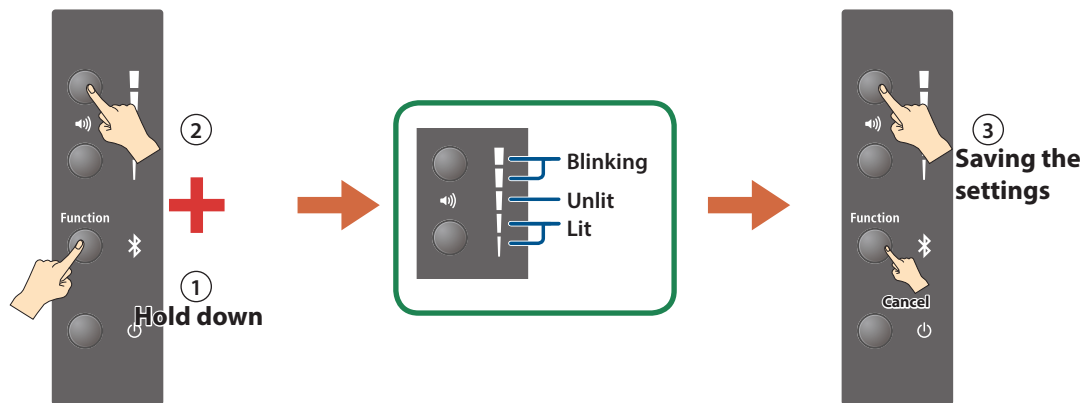
★ Setting saved by Memory Backup

②					
Auto Off Function			OFF		C8
		30 minutes	240 minutes		
	Connecting a Page-turning App	Mode	MODE 3	10 minutes	
		Page Turn/MIDI function	MODE 1	MODE 2	
Connecting with Paino Partner 2		MIDI	Page Turn		
	Bluetooth func.	ON	OFF		
Transpose <small>Transposing the Pitch</small>		0	+1		C7
			-1		
Master Tuning <small>Matching the Pitch with Other Instruments</small> ★		442.0 Hz	+0.1 Hz		
		440.0 Hz	-0.1 Hz		
Key Touch <small>Changing the Keyboard Playing Feel</small> ★		HEAVY	SUPER HEAVY		
		LIGHT	MEDIUM ●		
Twin Piano <small>Dividing the Keyboard in Two</small>		INDIVIDUAL	FIX		C6
		OFF ●	PAIR		
Brilliance <small>Adjusting the Brightness of the Sound</small> ★		0	+1		
			-1		
Ambience <small>Adjusting Reverberation to the Sound</small> ★			+1		C5
		2	-1		
Changing the Tempo		+10	120		
		Song Tempo ●	+1		
		-10	-1		
Changing the Beat		4/4 ●	+		C4
			-		
Playing/Stopping the Metronome			On/Off		
Changing the Metronome Volume ★			+1		
		5 ●	-1		
Selecting an Internal Song		First song	Next song		C3
		Play/stop all song	Previous song		
Playing/Stopping an Internal Song			Play/stop one song		
Changing the Volume of the Song		10 ●	+1		
			-1		
SMF Play Mode ★		EXTERNAL	INTERNAL		
		AUTO SELECT	Scale		
Selecting Category		Czerny 100	Hanon		C2
		Masterpieces	Easy Piano		
			Listening		
Selecting Tones <small>Dual Play: Press two keys simultaneously</small>		Soft Pad	Jazz Scat		C1
		SymphonicStr1	Epic Strings		
		Pipe Organ	Combo Jz.Org		
			Vibraphone		
		Harpsichord	Celesta		
		Tremolo EP	Pop EP		
			Bright Piano		
		Ballad Piano	Mellow Piano		
			Concert Piano		

## Speakers Setting

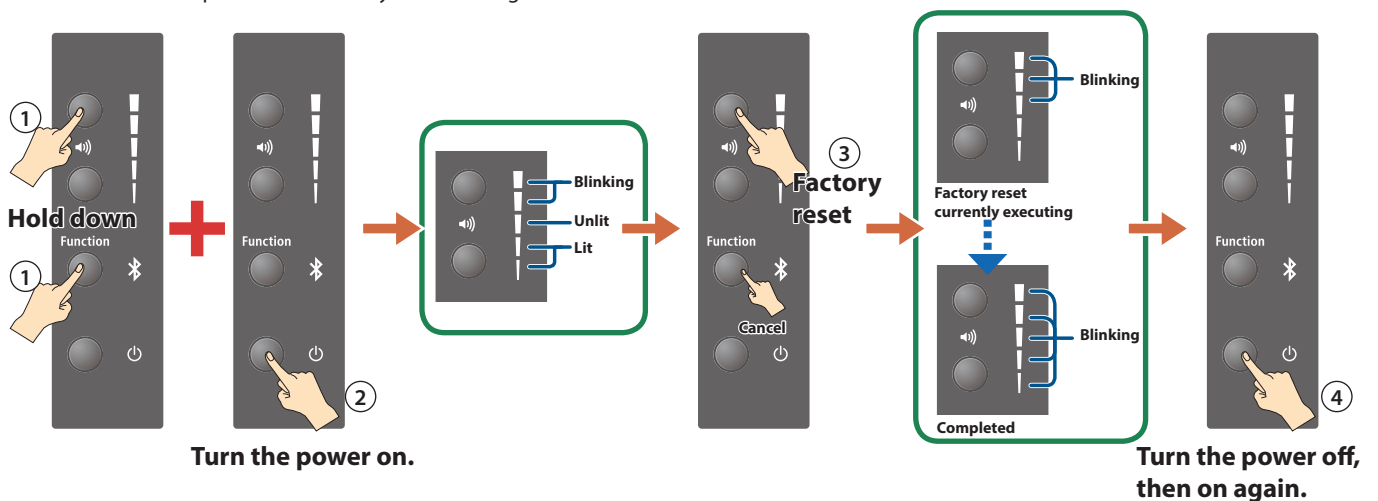


## Memory Backup



## Factory Reset

\* Never turn off the power while factory reset is being executed.



## Piano Partner 2 / Quick Start Video



Piano Partner 2  
<http://roland.cm/pianopartner2>



Quick Start Video  
<http://roland.cm/rp102>