

## SRX PIANO I and SRX PIANO II Available Now

Rare and Elegant Concert Pianos from the SRX Series

## SRX PIANO I and SRX PIANO II Available Now

Tuesday, March 24, 2020

## Presenting the Rob Acid TR-703 collection

Celebrate the legacy of this machine's with 100 tracks for your tracks.

# Roland Cloud Manager

## Owner's Manual

## Synthwave Patch Collection

256 patches for the JUNO-106, SYSTEM-8, JX-3P, and JUPITER-8 are the tools you need to create immaculate synthwave architecture.

## Meet the Makers: Steve Levine

The legendary producer shares details about his workflow, describes some of the differences between working on games and albums, and offers tips for young composers.

## Important News About Your Roland Cloud Sign-in

Instructions on migrating your account

## Join Roland Cloud at CES 2020

Roland at CES in Las Vegas, Nevada  
Jan 7, 10, 11, 12, 13, 14, 15, 16, 17, 18, 19, 20, 21, 22, 23, 24, 25, 26, 27, 28, 29, 30, 31

Roland announces the release of **SRX PIANO I** and **SRX PIANO II**.  
of these detailed concert pianos are

Based on *Complete Piano* and *Concert Piano*, the **SRX PIANO I** and **SRX PIANO II** present exquisite stereo

DOWNLOAD

# Contents

---

Login Screen

---

Normal Screen

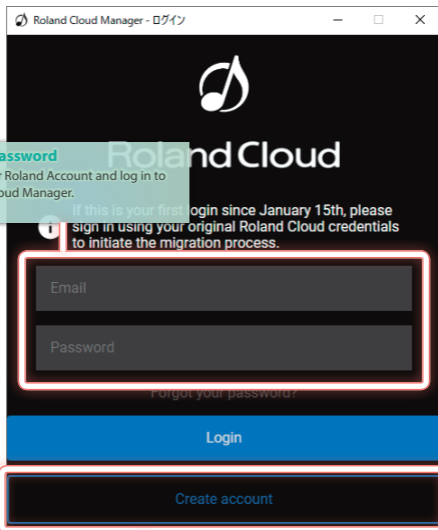
Membership

Hardware

Software

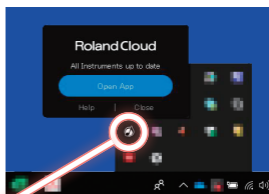
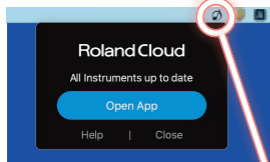
Library

# Login Screen



## Create account

If you don't have a Roland Account, you can click here to jump to the Roland Account creation page and create an account.



After the first start-up, you can also open the app by clicking Roland Cloud Manager in the task bar and then pressing the "Open App" button.

# Normal Screen

## Membership

Accesses the membership (subscription plan) selection screen.

## News

Accesses News.

## Hardware

Accesses sound content that can be used on Roland hardware such as the FANTOM-6/7/8 and JUPITER-X/Xm.

## Software

Accesses ZENOLOGY or Plug-In software, or sound content that can be used in ZENOLOGY or in Plug-In software.

## Library

Manages software and sound content. In the "Library" screen you can download, install, uninstall, or update the software and sound content to which you're entitled by your current membership, and the software and sound content for which you purchased a lifetime key.

If you're using a membership, the name of the plan is shown.

## Account

Lets you edit and view account-related settings.

Roland Cloud Manager

Roland Cloud

Membership

News

Hardware

Software

Library

SRX PIANO I  
PIANO II Available

Rare and Elegant  
the SRX Series

Presenting the  
TB-303 Collection

An exclusive new  
house music masterpiece.  
Celebrate the legendary  
bass machine's 40th  
for your tracks.

Synthwave  
Collection

256 patches for the  
SYSTEM-8, JX-3P  
are the tools you need  
immaculate synth

Meet the Maestro  
Levine

The legendary producer  
about his workflow  
the differences between  
games and album  
young composers

Important News  
Your Roland

Instructions on m

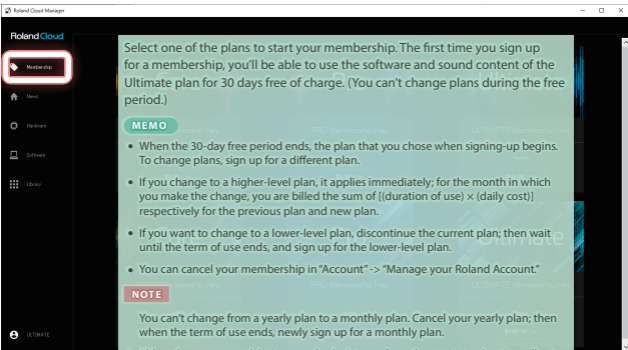
Join Roland  
2020

Roland at CES in L  
Jan. 7-10

PRO

# Membership

Here you can view and sign up for different membership plans (subscription plans).



Select one of the plans to start your membership. The first time you sign up for a membership, you'll be able to use the software and sound content of the Ultimate plan for 30 days free of charge. (You can't change plans during the free period.)

**MEMO**

- When the 30-day free period ends, the plan that you chose when signing-up begins. To change plans, sign up for a different plan.
- If you change to a higher-level plan, it applies immediately; for the month in which you make the change, you are billed the sum of  $[(\text{duration of use}) \times (\text{daily cost})]$  respectively for the previous plan and new plan.
- If you want to change to a lower-level plan, discontinue the current plan; then wait until the term of use ends, and sign up for the lower-level plan.
- You can cancel your membership in "Account" -> "Manage your Roland Account."

**NOTE**

You can't change from a yearly plan to a monthly plan. Cancel your yearly plan; then when the term of use ends, newly sign up for a monthly plan.

- Although you can cancel during a yearly plan's term of use, the remaining duration will not be refunded to you.

# Hardware

You can select and purchase sound content for use on Roland hardware such as the FANTOM-6/7/8 or JUPITER-X/Xm.

- \* If you want to use sound content on your hardware, you'll need to purchase a lifetime key (one-time purchase). Data that's downloaded using a membership (subscription) can't be loaded into hardware.

## Select hardware

Select the hardware for which you want to purchase content.

## Price indication

- \* The [Get Lifetime Key] button is not shown for content that's provided free of charge. This content can be loaded from the "Library" screen.
- \* Depending on the hardware, the same content might be priced differently.

Roland Cloud Manager

Roland Cloud

EXZ001 Stage Piano 1

See \$10.00

Get Lifetime Key \$10.00

EXZ STAGE PIANO 1

EXZ STAGE PIANO 2

EXZ STUDIO SOUNDS

EXZ WORLD INSTRUMENTS

EXZ COMPLETE ORCHESTRA

EXZ VINTAGE KEYS

Hardware

Titles of related content

**MEMO**

If you purchase a lifetime key for sound content, you can load it into all applicable hardware.

For the applicable hardware, refer to the following page.

<http://roland.cm/SoundPackSupport>

\* Use the [Get Lifetime Key] button to purchase the content. Content you purchased can be loaded from the "Library" page.

\* Sound content for which specific hardware is indicated, such as "For FANTOM," can be loaded only by that hardware.

Only content that can be used in the selected hardware is shown.

# Software

Here you can purchase ZENOLOGY, plug-in software, and sound content for use in ZENOLOGY or plug-in software.

- \* The ZENOLOGY software synthesizer can only be used via membership (subscription). Note that the sound content downloaded/installed using your membership privileges cannot be installed in hardware.

**Category selection**  
Select the category of software or sound content that you want to purchase.

**MEMO**

- If the [Get Lifetime Key] button is grayed-out and cannot be pressed, you have already purchased a lifetime key. You can download and install this from the "Library" screen.
- If the [Join] button is grayed-out and cannot be pressed, this content can be used with your current membership. You can download and install this from the "Library" screen.
- Below the [Join] button is shown the membership level at (or above) which you can use this content.
- The [Get Lifetime Key] button is not shown for content that can be used only with a membership.

Some software and sound content can be purchased either as a membership (subscription) or as a lifetime key (one-time purchase).

If you want to purchase a **lifetime key**, use the [Get Lifetime Key] button.

If you want to use it as part of a **membership**, press the [Join] button to move to the membership purchase page.

# Library

Here you can manage software and sound content. In the **“Library”** screen, you can download, install, uninstall, or update software and sound content that is available with your current membership, and software and sound content for which you purchased a lifetime key.

By combining the view filters shown below, you can focus the display so that it shows only the content you’re interested in.

Focuses the display on software or hardware.

**Hardware:** Shows content that’s only for hardware products.

**Software:** Shows plug-in software or sound content for ZENOLOGY installation.

**Both:** Shows sound content that can be used both for hardware products and for ZENOLOGY. This can be used by purchasing a lifetime key (one-time purchase).

Only the content that can be used is shown.

**Unlocked:** Shows content that can be used with your current membership, content for which you purchased a lifetime key, and content that can be used free of charge.

**Locked:** Shows content that cannot be used with your current membership.

Use the Locked view if you canceled your membership or changed your plan, and want to uninstall previously-installed plug-ins or sound content.

The screenshot shows the Roland Cloud Library interface. At the top, there is a search bar and several filter buttons: "Search", "Categories", "Installed / Lifetime version", "Size", "Unlocked", and "Locked". The "Unlocked" button is currently selected. Below the filters is a table of content items. Each row in the table includes a category (e.g., Software), a version number, a size, and a status (Unlocked or Locked). To the right of each row are three buttons: "Install", "Update", and "Uninstall".

Search by keyboard.

## MEMO

When searching by keyword, set the other view filters to the “All” setting.

Shows content for the specified software category or hardware product.

This area lets you view the status of the content, and execute various operations.

**Install:** Installation begins when you press the Install button.

**Update:** Update begins when you press the Update button.

**Installed:** Content that is already installed is indicated as Installed. When you press the three buttons at the side, the Uninstall button appears; when you press the Uninstall button, uninstallation begins.

**Download:** Downloading of the sound content begins when you press the Download button.

**Expired:** Content that can no longer be used because its term of use has ended or because you changed your membership plan or cancelled it is indicated as Expired. When you press the three buttons at the side, the Uninstall button appears; when you press the Uninstall button, uninstallation begins.

## MEMO

- When you install Lifetime Key (Both) content, the files for ZENOLOGY and for the hardware are downloaded and installed simultaneously.
- When you install ZENOLOGY content, the “Add New Bank” button appears in ZENOLOGY, and pressing this button will add the content as a bank.